

Elbow

Grounds For Divorce

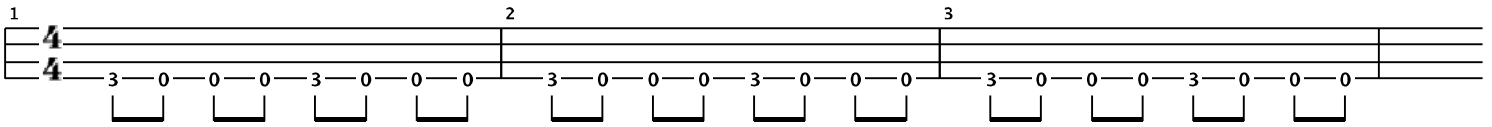
Electric Bass (finger) - Bass

Down 1 step tuning: D G C F

. = 91

Intro

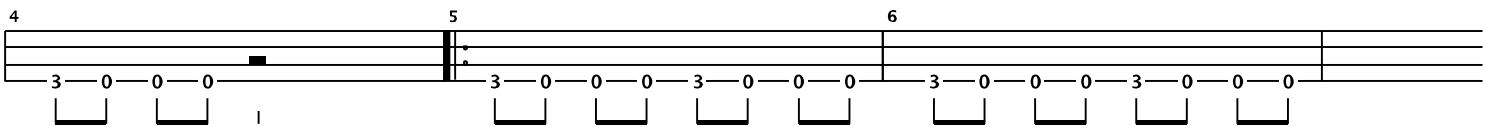
1 2 3



Intro guitar tablature in 4/4 time. It consists of three measures of a triplet of eighth notes on the open strings (D-G-C-F). Measure 1: 3 0 0 0 | 3 0 0 0 | 3 0 0 0 | Measure 2: 3 0 0 0 | 3 0 0 0 | 3 0 0 0 | Measure 3: 3 0 0 0 | 3 0 0 0 | 3 0 0 0 |

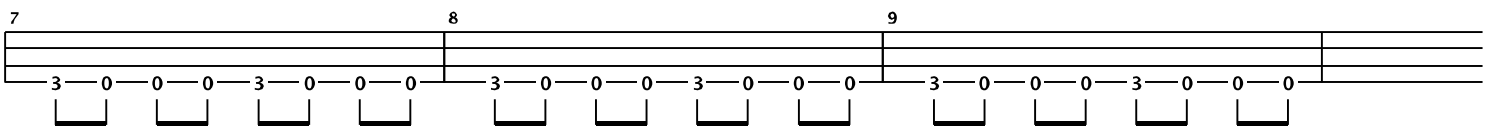
Verse 1

4 5 6



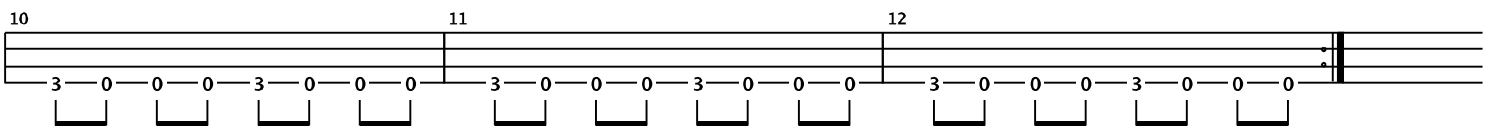
Verse 1 guitar tablature (measures 4-6). Measure 4: 3 0 0 0 | 3 0 0 0 | 3 0 0 0 | Measure 5: 3 0 0 0 | 3 0 0 0 | 3 0 0 0 | Measure 6: 3 0 0 0 | 3 0 0 0 | 3 0 0 0 |

7 8 9



Verse 1 guitar tablature (measures 7-9). Measure 7: 3 0 0 0 | 3 0 0 0 | 3 0 0 0 | Measure 8: 3 0 0 0 | 3 0 0 0 | 3 0 0 0 | Measure 9: 3 0 0 0 | 3 0 0 0 | 3 0 0 0 |

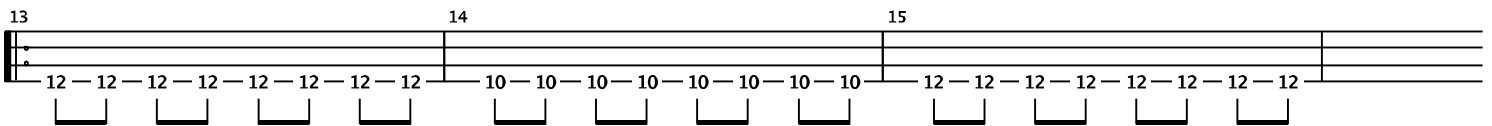
10 11 12



Verse 1 guitar tablature (measures 10-12). Measure 10: 3 0 0 0 | 3 0 0 0 | 3 0 0 0 | Measure 11: 3 0 0 0 | 3 0 0 0 | 3 0 0 0 | Measure 12: 3 0 0 0 | 3 0 0 0 | 3 0 0 0 |

Chorus

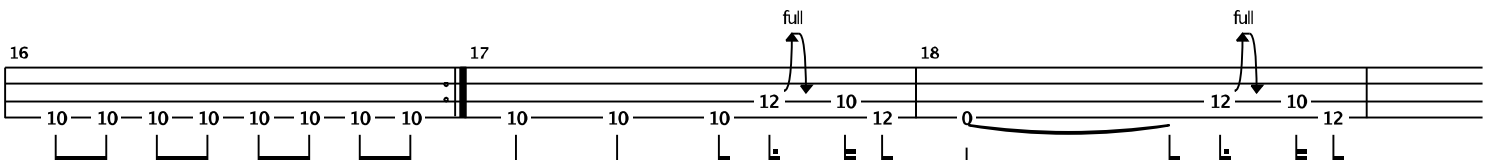
13 14 15



Chorus guitar tablature. Measure 13: 12 12 12 12 | 12 12 12 12 | 12 12 12 12 | Measure 14: 10 10 10 10 | 10 10 10 10 | 10 10 10 10 | Measure 15: 12 12 12 12 | 12 12 12 12 | 12 12 12 12 |

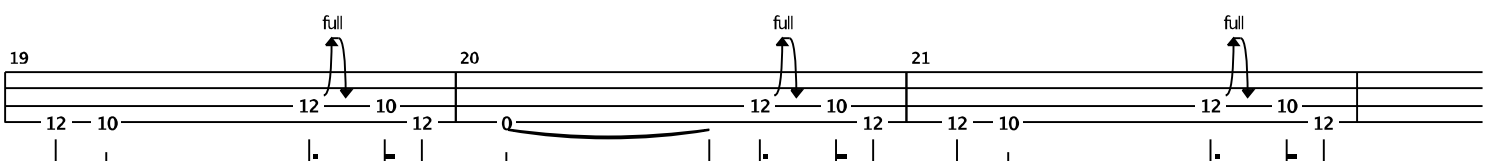
After Chorus

16 17 18



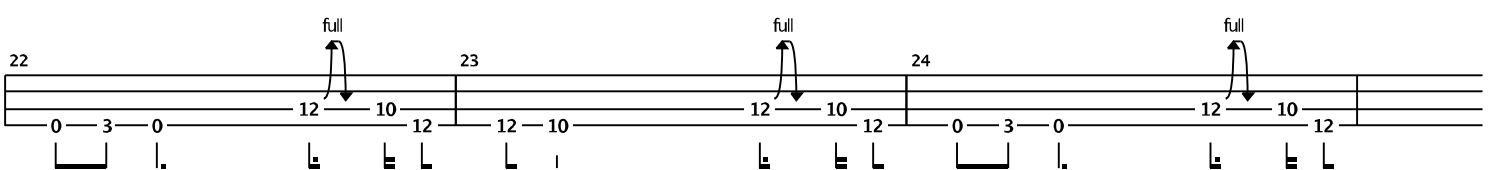
After Chorus guitar tablature (measures 16-18). Measure 16: 10 10 10 10 | 10 10 10 10 | 10 10 10 10 | Measure 17: 10 10 10 10 | 10 10 10 10 | 10 10 10 10 | Measure 18: 12 10 12 10 | 12 10 12 10 | 12 10 12 10 |

19 20 21



After Chorus guitar tablature (measures 19-21). Measure 19: 12 10 12 10 | 12 10 12 10 | 12 10 12 10 | Measure 20: 12 10 12 10 | 12 10 12 10 | 12 10 12 10 | Measure 21: 12 10 12 10 | 12 10 12 10 | 12 10 12 10 |

22 23 24



After Chorus guitar tablature (measures 22-24). Measure 22: 0 3 0 12 | 10 12 10 12 | 10 12 10 12 | Measure 23: 12 10 12 10 | 12 10 12 10 | 12 10 12 10 | Measure 24: 0 3 0 12 | 10 12 10 12 | 10 12 10 12 |

25 26 27

10 ————— 5 — 2 — 2 — 2 — 5 — 2 — 5 — 2

28 29 30

5 — 2 — 2 — 2 — 5 — 2 — 5 — 2 — 5 — 2 — 5 — 2 — 5 — 2 — 5 — 2

Verse 2

31 32 33

3 — 0 — 0 — 0 — 3 — 0 — 0 — 0 — 3 — 0 — 0 — 0 — 3 — 0 — 0 — 0

34 35 36

3 — 0 — 0 — 0 — 3 — 0 — 0 — 0 — 3 — 0 — 0 — 0 — 3 — 0 — 0 — 0

37 38 39

3 — 0 — 0 — 0 — 3 — 0 — 0 — 0 — 3 — 0 — 0 — 0 — 3 — 0 — 0 — 0

40 41 42

3 — 0 — 0 — 0 — 3 — 0 — 0 — 0 — 3 — 0 — 0 — 0 — 3 — 0 — 0 — 0

43 44 45

12 — 12 — 12 — 12 — 12 — 12 — 12 — 12 — 10 — 10 — 10 — 10 — 10 — 10 — 10 — 10 — 12 — 12 — 12 — 12 — 12 — 12 — 12 — 12

46 47 48

10 — 10 — 10 — 10 — 10 — 10 — 10 — 10 — 12 — 12 — 12 — 12 — 12 — 12 — 12 — 12 — 10 — 10 — 10 — 10 — 10 — 10 — 10 — 10

49 50 51

12 — 12 — 12 — 12 — 12 — 12 — 12 — 12 — 10 — 10 — 10 — 10 — 10 — 10 — 10 — 10 — 12 — 12 — 12 — 12 — 12 — 12 — 12 — 12

52 53 54

10 — 10 — 10 — 10 — 10 — 10 — 10 — 10 — 12 — 12 — 12 — 12 — 7 — 12 — 10 — 12 — 0 — 12 — 10 — 12

full full

55 full 56 full 57 full

12 — 10 — 12 — 10 — 12 — 0 — 12 — 10 — 12 — 12 — 10 — 12 — 12 — 10 — 12

58 full 59 full 60 full

0 — 3 — 0 — 12 — 10 — 12 — 12 — 10 — 12 — 12 — 10 — 12 — 0 — 3 — 0 — 12 — 10 — 12

61 62 63

10 — 5 — 2 — 2 — 2 — 5 — 2 — 5 — 2

64 65 66

5 — 2 — 2 — 2 — 5 — 2 — 5 — 2 — 2 — 2 — 5 — 2 — 5 — 2 — 2 — 2 — 5 — 2

The image displays a bass guitar tablature for the song 'Grounds For Divorce' by Elbow. It consists of four systems of music, each with a measure number (55-66) and a staff with six lines. Fingerings are indicated by numbers 0-5. Dynamics like 'full' are marked with arrows. Some notes are beamed together, and there are slurs over certain passages. Chord diagrams are shown below the staff lines.